

# STRINGS

## Green Cats Eat Ants

PATTERNS – play these!

1. GCEA GCEA AECG AECG

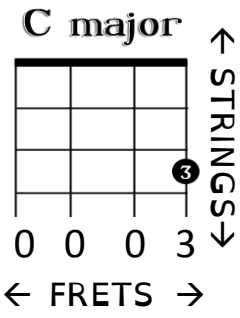
2. CCCC EEEE CCCC AAAA

3. CC CC AA AA  
AA GG CC CC

Make your own!

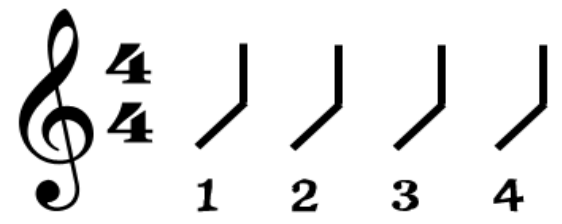
.....

# CHORDS




Hold your 3<sup>rd</sup> finger where the dot is (3<sup>rd</sup> fret) on the A string and strum  
\*TIP PRESS HARD\*

COUNT 4 BEATS



# BUG RHYTHMS!

Try strumming these



# STRUMMING PATTERNS

Use up and down strums!  
Try 2 BUGS (or more)!

1. SPIDER <MOTH>
2. SPIDER BUTTERFLY
3. GRASSHOPPER FLY

Make your own!



# Ukulele Book

NAME .....

www.TrevWilliams.co.uk

-----

-----

Make your own riff!

0-3-5-0-3-6-5-0-3-5-3-0

**JAMES BOND**  
0-0-1-1-2-2-1-1

\*TIP PRESS HARD\*

Pick a string and play these frets

# RIFFS

When you are ready to swap chords it will sound even better!

C (8 beats) F (8 beats)  
SPONGE BOB

C Am F C  
STAND BY ME

When the night has come  
And the land is dark  
And the moon is the only light we'll see  
No I won't be afraid  
Oh, I won't be afraid  
Just as long as you stand, stand by me  
So darling, darling  
Stand by me, oh stand by me  
Oh stand, stand by me  
Stand by me

**EXTRA!! G7**

**Am**  
WE WILL ROCK YOU  
JAMES BOND

C or F  
FRÈRE JACQUE  
DONT WORRY  
BE HAPPY  
IN THE JUNGLE

# SONGS